



# Accountability Reports

- SAMPLES -

Reading Assessment	Page 1
Math Assessment	Page 2
Comparative	Page 3
Student Instruction	Page 4
Cumulative Performance	Page 5
Progress Report	Page 6

**Reading Assessment Student Overview Report**

Student: Perrera, Sanji  
 Grade: 2<sup>nd</sup>  
 Assessment Date: 12/14/2007

Classroom: 101 B  
 School: Hometown Elementary

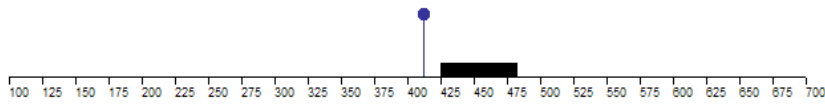
Each student's individual score

### Reading Performance (Assessment)


**Overall Reading Score: 412 (Below 2<sup>nd</sup> Grade Range)**

The Overall Reading score is based on student performance in the following skill areas:

K-3<sup>rd</sup> Grade: Phonemic Awareness, Phonics, Sight Words, Vocabulary and Reading Comprehension.  
 4<sup>th</sup> and above: Phonics, Vocabulary and Reading Comprehension



**Spotlight on Phonics**  
**Phonics Score: 524 (Within 2<sup>nd</sup> Grade Range)**



Determines each student's instructional level

### Reading Placement (Instruction)

Phonemic Awareness	Exempt	<input checked="" type="checkbox"/>
Phonics	Inter. 2 <sup>nd</sup>	<input type="checkbox"/>
Sight Words	Low 3 <sup>rd</sup>	<input checked="" type="checkbox"/>
Vocabulary	Inter. K	<input type="checkbox"/>
Reading		

Students are placed in instruction based on their performance in individual skills.

- Above Grade Level:** student is placed at the next highest grade level.
- At Grade Level:** student is placed at the appropriate ability level.
- Below Grade Level:** student is placed at the appropriate ability level.
- Mastered:** student is exempt from instruction. Student has the skill.

### Assessment Scores Reporting - Reading

School: Hometown Elementary  
 Teacher: Mrs. Rojas  
 Grade: Third  
 Classroom: 101 B  
 Date: 12/12/2007  
 Date Range: 1/1/2007 - 12/12/2007  
 # of Students Assessed: 9

**Performance Level**

- Above Grade Level
- At Grade level
- Below Grade level
- Mastered Subskill

	Class Average	Class Range
Overall Reading	416	325-552
Phonics	476	390-583

Shows Reading scores achieved by students in the class

Student	Grade	Assessment Date	Overall Reading Score	Performance Level	Phonics Score	Performance Level
Atkins, Kyle	3	10/22/2007	400	<input type="checkbox"/>	464	<input type="checkbox"/>
Baker, John	3	10/22/2007	350	<input type="checkbox"/>	390	<input type="checkbox"/>
Miller, Ashley	3	10/22/2007	370	<input type="checkbox"/>	434	<input type="checkbox"/>
Nathan, Becca	3	10/22/2007	552	<input checked="" type="checkbox"/>	583	<input type="checkbox"/>
O'Neil, Kelly	3	10/22/2007	325	<input type="checkbox"/>	404	<input type="checkbox"/>
Pierre, Jean	3	10/22/2007	449	<input type="checkbox"/>	524	<input type="checkbox"/>
Rodrigues, Philip	3	10/22/2007	449	<input type="checkbox"/>	465	<input type="checkbox"/>
Wesley, Maria	3	10/22/2007	444	<input type="checkbox"/>	465	<input type="checkbox"/>
Zapata, Teresa	3	10/22/2007	444	<input type="checkbox"/>	444	<input type="checkbox"/>

Indicators provided to quickly visualize performance levels

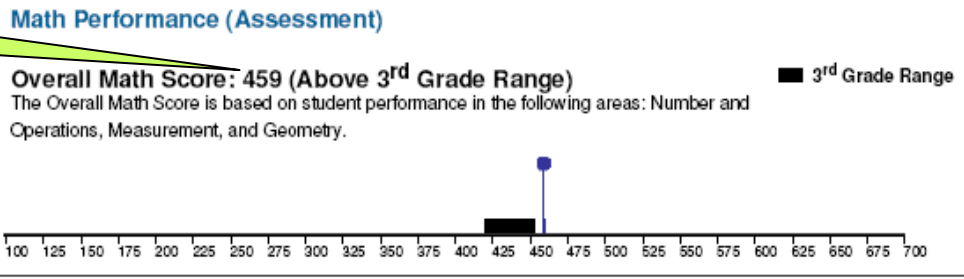
**Math Assessment Student Overview Report**

Student: Smith, John  
 Grade: 3<sup>rd</sup>  
 Assessment Date: 10/3/2007

Classroom: Atlas  
 School: Hometown Elementary

Each student's individual score

Determines each student's instructional level



**Math Placement (Instruction)**

Students are placed in instruction based on their performance in individual skills.

Number and Operations	High 1 <sup>st</sup>	-
Measurement	Low 4 <sup>th</sup>	+
Geometry	Low 4 <sup>th</sup>	+

- +** Above Grade Level: student is placed at the next highest grade level.
- =** At Grade Level: student is placed at the appropriate ability level.
- Below Grade Level: student is placed at the appropriate ability level.
- ✓** Mastered: student is exempt from instruction. Student has scored the highest level in Phonemic Awareness, Phonics or Sight Words.

**Assessment Scores Reporting - Math**


School: Hometown Elementary  
 Teacher: Mrs. Rojas  
 Grade: Third  
 Classroom: 101 B  
 Date: 12/12/2007  
 Date Range: 10/14/2007  
 # of Students Assessed: 9

	Class Average	Class Range
Overall Math	411	286-511

Student	Grade	Assessment Date	Overall Math Score	Performance Level
Atkins, Kyle	3	10/22/2007	402	-
Baker, John	3	10/22/2007	350	-
Miller, Ashley	3	10/22/2007	379	-
Nathan, Becca	3	10/22/2007	511	+
O'Neil, Kelly	3	10/22/2007	286	-
Pierre, Jean	3	10/22/2007	447	=
Rodriguez, Philip	3	10/22/2007	493	+
Wesley, Maria	3	10/22/2007	446	=
Zapata, Teresa	3	10/22/2007	392	-

Shows Math scores achieved by students in the class

Indicators provided to quickly visualize performance levels


Comparative Report - Student level

### Overall Reading Scores

**School:** Reports Training School  
**Teacher:** L T  
**Grade:** Other  
**Classroom:** LT - Morning  
**Date:** 8/10/2009  
**Date Range:** 5/3/2009 -8/10/2009  
**# of Students Assessed:** 6

Performance Key			
<span style="color: green;">■</span> Above Grade Level	<span style="color: red;">■</span> Below Grade level		
<span style="color: orange;">■</span> At Grade level	<span style="color: blue;">■</span> Mastered Subskill		
Mastery Range		Grade Range	

	Class Average	Class Range
<b>Pre-Test</b>	426	371 -481
<b>Post-Test</b>	447	372 -520

Students	Grade	Actual Time on Task (HRS) * Insufficient	Pre-Test Score	Performance Level	Post-Test Score	Performance Level	Change
Eight, Student	3	6	481	■	520	■	Increased/ Stayed the Same
Nine, Student	2	3	455	■	458	■	Increased/ Stayed the Same
One, Student	3	3	420	■	441	■	Increased/ Stayed the Same
Seven, Student	3	6	388	■	416	■	Increased/ Stayed the Same
Ten, Student	2	2	446	■	476	■	Increased/ Stayed the Same
Three, Student	1	2	371	■	372	■	Increased/ Stayed the Same

Note: The change calculation includes the standard error of measurement for each score

Classroom	Total # of Students that Completed at Least One Assessment	Increased or Stayed the Same	Decreased	One Assessment Taken or Insufficient Time on Task
LT - Morning	6	100.00 %	0.00 %	0

### Phonics Scores

**School:** Reports Training School  
**Teacher:** L T  
**Grade:** Other  
**Classroom:** LT - Morning  
**Date:** 8/10/2009  
**Date Range:** 5/3/2009 -8/10/2009  
**# of Students Assessed:** 6

Performance Key			
<span style="color: green;">■</span> Above Grade Level	<span style="color: red;">■</span> Below Grade level		
<span style="color: orange;">■</span> At Grade level	<span style="color: blue;">■</span> Mastered Subskill		
Mastery Range		Grade Range	

	Class Average	Class Range
<b>Pre-Test</b>	485	389 -585
<b>Post-Test</b>	522	503 -536

Students	Grade	Actual Time on Task (HRS) * Insufficient	Pre-Test Score	Performance Level	Post-Test Score	Performance Level	Change
Eight, Student	3	1	473	■	536	■	Increased/ Stayed the Same
Nine, Student	2	2	585	■	528	■	Increased/ Stayed the Same
One, Student	3	1	528	■	528	■	N/A
Seven, Student	3	2	410	■	503	■	Increased/ Stayed the Same
Ten, Student	2	0*	528	■	555	■	N/A
Three, Student	1	0*	389	■	462	■	N/A

Note: The change calculation includes the standard error of measurement for each score

Classroom	Total # of Students that Completed at Least One Assessment	Increased or Stayed the Same	Decreased	One Assessment Taken or Insufficient Time on Task Or mastery on pre-test
LT - Morning	6	100.00 %	0.00 %	2

Compares pre-test and post-test scores using standard error of measurement

Compares pre-test and post-test scores and calculates change for each student

Summary of Classroom pre-test and post-test performance

# Student Instruction Sample Reports

**Learning Today** Close Print

**Time On Task**  
9/29/2008

**School:** Hometown Elementary  
**Teacher Name:** Mrs. Rojas  
**Classroom:** 101 B  
**Grade:** Third  
**Date Range:** 7/1/2008 TO 9/29/2008

Student #:	Name:	Hours	Minutes
	ATKINS, KYLE	2	55
	BAKER, JOHN	2	18
	MILLER, ASHLEY	3	34

Shows amount of time on task spent on the system by each student

**Learning Today** Close Print

**Standards Mastered by Individuals - READING**  
9/29/2008

**School:** Hometown Elementary  
**Name:** Mrs. Rojas  
**Classroom:** 101 B  
**Grade:** Third  
**Date Range:** 7/1/2008 TO 9/29/2008

**Student #:**      **Name:** Atkins, Kyle

**Benchmark:**      **LA.A.1.1.2.2**

Subject	Lesson
Language Arts	Alphabet - Lowercase - Volume 1
Language Arts	Phonemic Awareness - Rhyming - Level A - Volume 1

**Benchmark:**      **LA.A.1.1.3.2**

Subject	Lesson
Language Arts	Vocabulary - Primary Color Words - Vol. 1

Shows standards completed by each student

**Learning Today** Close Print

**Intervention (Summary)**  
3/9/2010

**School:** Hometown Elementary  
**Teacher Name:** Mrs. Rojas  
**Classroom:** 101 B  
**Grade:** Third  
**Date Range:** 7/1/2008 TO 9/29/2008

**Student #:**      **Name:** Nine, Student

Subject	Lesson	Fail/Pass	Date	Source
Mathematics	Multi-digit Subtraction - Three Digits - Level 3 - Vol. 1	Failed	7/1/2009	Assignment
Mathematics	Multi-digit Addition - Three Digits - Level 3 - Vol. 1	Failed	6/23/2009	Assignment
Mathematics	Rounding - Level 3 - Volume 1 - Nearest Ten and Hundred	Failed	6/17/2009	Assignment

Shows list of students that need intervention and the lessons they failed

# Cumulative Performance Sample Reports

**Learning Today**

**Cumulative Performance Summary - Reading Skills  
For Classroom 101B**

School: Hometown Elementary  
 Teacher Name: Mrs. Rojas  
 Classroom: 101 B  
 Grade: Third  
 Date Range: 7/1/2008 TO 9/29/2008

Classroom Summary							Total Time on Task: 151 hrs 30 mins
	Phonemic Awareness	Phonics	Sight Words	Vocabulary	Comprehension	Total	
Lessons Completed:	123	245	132	81	148	729	
Lessons Mastered:	111	225	127	78	142	683	
% Mastered:	90%	92%	96%	96%	96%	Avg 94%	

Lessons completed and mastered by classroom

Lessons completed and mastered by each student

Student Name: Hogue, Sally							Total Time on Task: 8 hrs 30 mins
	Phonemic Awareness	Phonics	Sight Words	Vocabulary	Comprehension	Total	
Lessons Completed:							
Lessons Mastered:							
% Mastered:							

**Learning Today**

**Cumulative Performance Detail - Reading Skills  
For Nine, Student**

School: Hometown Elementary  
 Teacher Name: Mrs. Rojas  
 Classroom: 101 B  
 Grade: Third  
 Date Range: 7/1/2008 TO 9/29/2008

**Legend**  
 % Lessons Mastered  
 PA: Phonemic Awareness  
 PH: Phonics  
 SW: Sight Words  
 RC: Reading Comprehension  
 VC: Vocabulary

Total Time on Task: 1 hrs 29 mins							
	Phonemic Awareness	Phonics	Sight Words	Comprehension	Vocabulary	Others	Total
Lessons Completed:	0	1	2	2	2	0	7
Lessons Mastered:	0	1	2	2	2	0	7
% Mastered:	0%	100%	100%	100%	100%	0%	100%

**Phonics**

Mastery	Lesson Name	Score	Source	Date
■	Phonics - Syllabification - Level 3 - Vol. 1	80%	Assignment	6/10/2009
		<b>Avg:80%</b>		

**Sight Words**

Mastery	Lesson Name	Score	Source	Date
■	Basic Sight Words - Level 3 - Vol. 1	91%	Assignment	6/10/2009
■	Basic Sight Words - Level 3 - Vol. 2	100%	Assignment	6/12/2009
		<b>Avg:95%</b>		

**Comprehension**


Mastery	Lesson Name	Score	Source	Date
■	Reading Comprehension - Supporting Details - Level 1 - Vol. 1	100%	Assignment	6/11/2009
■	Reading Comprehension - Reality vs. Fantasy - Level 1 Vol. 1	80%	Assignment	6/12/2009
		<b>Avg:90%</b>		

**Vocabulary**

Mastery	Lesson Name	Score	Source	Date
■	Vocabulary - Level 1 - Vol. 1	100%	Assignment	6/11/2009
■	Vocabulary - Level 1 - Vol. 2	100%	Assignment	6/15/2009
		<b>Avg:100%</b>		

Chart of student's performance on Smart Tutor™

Student's scores for each lesson



## Smart Tutor Progress Report

[Close](#)  
[Print](#)

Student: John Hernandez  
 Grade: 3<sup>rd</sup>  
 Date Range: 5/1/2009 - 7/2/2009  
 Classroom: Third  
 School: G.W. Elementary School

This graph only reflects lessons automatically assigned by Smart Tutor.

	K	1 <sup>st</sup>	2 <sup>nd</sup>	3 <sup>rd</sup>	4 <sup>th</sup>	5 <sup>th</sup>
Phonemic Awareness <span style="color: green;">Exempt</span>						
Phonics <span style="color: green;">Exempt</span>						
Sight Words <span style="color: orange;">Completed</span>					●	
Vocabulary					●————●	
Reading Comprehension					●————●	

Shows the amount of instruction completed by subskill on SmartTutor

**Starting & Ending Position:** These positions are represented by a numeric value. The number before the decimal point refers to the **instructional grade level**. The numbers after the decimal point refer to the sub-level within the grade with ".17 = Low", ".50 = Intermediate" and ".83 = High"

Smart Tutor Automatically Assigned	Phonemic Awareness	Phonics	Sight Words	Vocabulary	Reading Comprehension
<b>Starting Position</b>	Exempt	Exempt	3.83	4.17	4.17
<b>Ending Position</b>	Exempt	Exempt	3.83	4.83	4.83
<b>Grade Level Change</b>	Exempt	Exempt	0.00	0.66	0.66
<b>Time on Task</b>	0 hrs 0 mins	0 hrs 0 mins	0 hrs 32 mins	1 hrs 35 mins	7 hrs 32 mins
<b>Lessons Completed</b>	0	0	3	11	19
<b>Lessons Mastered</b>	0	0	3	11	18
<b>Percentage Mastered</b>	0%	0%	100%	100%	94%

Shows detailed progress by subskill

Lesson Assignment Manually Assigned	Phonemic Awareness	Phonics	Sight Words	Vocabulary	Reading Comprehension
<b>Time on Task</b>	0 hrs 0 mins	0 hrs 0 mins	0 hrs 0 mins	0 hrs 0 mins	0 hrs 5 mins
<b>Lessons Completed</b>	0	0	0	0	1
<b>Lessons Mastered</b>	0	0	0	0	1
<b>Percentage Mastered</b>	0%	0%	0%	0%	100%

**Grade Level Change:** This refers to the amount of instruction a student has completed within a sub-skill. For example a student that achieves 0.33, has completed 1/3 of a grade level's instruction.

**Last Lesson Completed**

Phonemic Awareness - Exempt from Instruction

Phonics - Exempt from Instruction

Sight Words - Completed Instruction

[Vocabulary - Level 4 - Vol. 10](#)

[Interpreting Figurative Language - Level 4 - Vol. 1](#)